



HIDES



ETE 900 Ivory



ETE 900 Beige



ETE 900 Silver

ETERNITY

HIDES

8-9



ETE 900 Silver



ETE 900 Graphite

Pile 100 % Polyester **Specials** Power Loomed, Super Soft Polyester, Soft Touch, High Density, High Pile, Cotton Backing
Total Height ± 48 mm **Weight/sqm** ± 2.650 g
Sizes 200x290, 160x230, 120x170, 80x150



HEA 800 Amber



HEA 800 Red



HEA 800 Black



HEA 800 Basil



HEA 800 Powder Pink

HEAVEN

HIDES

10-11



HEA 800 Navy



HEA 800 Powder Pink



HEA 800 Peach



HEA 800 Jade

Pile 100 % Polyester **Specials** Power Loomed, Super Soft Polyester, Soft Touch, High Density, High Pile, Cotton Backing **Total Height** ± 39 mm **Weight/sqm** ± 2.300 g
Sizes 200x290, 160x230, 120x170, 80x150 + round 200x200, 160x160, 120x120



HEA 800 Silver



HEA 800 Graphite



HEA 800 Silver

HEAVEN

HIDES

12-13



HEA 800 Light Taupe



HEA 800 Ivory



HEA 800 Taupe



HEA 800 Beige

Pile 100 % Polyester **Specials** Power Loomed, Super Soft Polyester, Soft Touch, High Density, High Pile, Cotton Backing **Total Height** ± 39 mm **Weight/sqm** ± 2.300 g
Sizes 240 x 330, 200 x 290, 160 x 230, 120 x 170, 80 x 150 + round 200 x 200, 160 x 160, 120 x 120



HEA 900 Amber



HEA 900 Red



HEA 900 Black



HEA 900 Basil



HEA 900 Jade

HEAVEN

HIDES

14-15



HEA 900 Navy



HEA 900 Powder Pink



HEA 900 Peach



HEA 900 Jade

Pile 100 % Polyester **Specials** Power Loomed, Super Soft Polyester, Soft Touch, High Density, High Pile, Cotton Backing **Total Height** ± 39 mm **Weight/sqm** ± 2.300 g
Shaped Carpet Size 160x230



HEA 900 Silver



HEA 900 Graphite



HEA 900 Taupe

HEAVEN

HIDES

16-17



HEA 900 Light Taupe



HEA 900 Ivory



HEA 900 Taupe



HEA 900 Beige

Pile 100 % Polyester **Specials** Power Loomed, Super Soft Polyester, Soft Touch, High Density, High Pile, Cotton Backing **Total Height** ± 39 mm **Weight/sqm** ± 2.300 g
Shaped Carpet Size 160x230



HES 800 Ivory



HES 800 Silver



HES 800 Beige



HES 800 Graphite



HES 800 Amber

HEAVEN SHAPE

HIDES

18-19



HES 800 Taupe



HES 800 Peach



HES 800 Basil




HES 800 Amber

Pile 100 % Polyester **Specials** Power Loomed, Super Soft Polyester, Soft Touch, High Density, High Pile, Synthetic Suede Backing **Total Height** ± 35 mm **Weight/sqm** ± 1.500 g
Shaped Carpet Size 60 x 90



HAR 800 Peach



HAR 800 Taupe



HAR 800 Ivory

HARMONY

HIDES

20-21



HAR 800 Beige



HAR 800 Ivory



HAR 800 Graphite



HAR 800 Silver

Pile 100 % Polyester **Specials** Power Loomed, High-Low Pile (3D Effect), Super Soft Polyester, Soft Touch, High Density, Cotton Backing **Total Height** ± 35 mm **Weight/sqm** ± 1.900 g
Sizes 200x290, 160x230, 120x170, 80x150



BOL 500 Beige



BOL 500 Silver



BOL 500 Beige

BOLERO

HIDES

22-23



BOL 500 Pink



BOL 500 Graphite

Pile 100 % Polyester **Specials** Power Loomed, Tie Dyed, Super Soft Polyester, Soft Touch, High Density, Cotton Backing **Total Height** ± 27 mm **Weight/sqm** ± 1.900 g
Sizes 160x230, 120x170, 80x150



IMP 600 Ivory



IMP 600 Beige




IMP 600 Silver

IMPULSE

HIDES

24-25



IMP 600 Silver




IMP 600 Graphite

Pile 100 % Polyester **Specials** Power Loomed, Quilted (3D Effect), Super Soft Polyester, Soft Touch, High Density, Cotton Backing **Total Height** ± 31 mm **Weight/sqm** ± 1.800 g
Sizes 200x290, 160x230, 120x170, 80x150



SOU 600 Ivory



SOU 600 Light Taupe



SOU 600 Beige




SOU 600 Taupe



SOU 600 Amber

SOUL HIDES 26-27



SOU 600 Silver



SOU 600 Amber



SOU 600 Graphite



SOU 600 Basil

Pile 100% Polyester **Specials** Power Loomed, High-Low Pile (3D Effect), Super Soft Polyester, Soft Touch, High Density, Cotton Backing **Height** ± 24/18 mm **Weight/sqm** ± 1.800 g
Sizes 200x290, 160x230, 120x170, 80x150




EMO 500 Silver



EMO 500 Cream



EMO 500 Grey



EMO 500 White



EMOTION

HIDES

28-29



EMO 500 Cream



EMO 500 Pastel Pink



EMO 500 Taupe

Pile 100% Polyester **Specials** Power Loomed, Super Soft Polyester, Soft Touch, High Density, Cotton Backing

Total Height ± 27 mm **Weight/sqm** ± 1.900 g

Sizes 200x290, 160x230, 120x170, 80x150, 60x110



COS 500 Petrol



COS 500 Golden Yellow



COS 500 Petrol

COSY HIDES

30-31



COS 500 Powder Pink



COS 500 Taupe



COS 500 Ivory



COS 500 Grey

Pile 100 % Polyester **Specials** Power Loomed, Super Soft Polyester, Soft Touch, High Density, Synthetic Suede Backing
Total Height ± 25 mm **Weight/sqm** ± 1.000 g
Size 60 x 90



ROD 202 Cow



ROD 203 Cow



ROD 203 Cow

RODEO

HIDES

32-33



ROD 200 Zebra



ROD 201 Cow

Pile 85% Acrylic, 15% Polyester **Specials** Power Loomed, Jacquard, High Density, Synthetic Suede Backing
Total Height ± 15 mm **Weight/sqm** ± 700 g
Size 150x200



CMF 501 Ivory



CMF 501 Beige



CMF 503 Ivory



CMF 503 Beige



CMF 501 Silver

COMFORT

HIDES

34-35



CMF 501 Light Taupe



CMF 501 Silver




CMF 503 Light Taupe



CMF 503 Silver

Pile 100 % Polyester **Specials** Power Loomed, High-Low Pile (3D Effect), Super Soft Polyester, Soft Touch, High Density, Cotton Backing **Total Height** ± 16/12 mm **Weight/sqm** ± 1.500 g
Sizes 200x290, 160x230, 120x170, 80x150



PLU 500 Ivory



PLU 500 Beige



PLU 500 Peach


PLUSH

HIDES


36-37



PLU 500 Peach



PLU 500 Silver



PLU 500 Taupe



PLU 500 Graphite

Pile 100% Polyester **Specials** Power Loomed, High-Low Pile (3D Effect), Super Soft Polyester, Soft Touch, High Density, Cotton Backing **Total Height** ± 15 mm **Weight/sqm** ± 1.400 g
Sizes 200x290, 160x230, 120x170, 80x150



PAR 400 Silver



PAR 400 White



PAR 400 Graphite



PAR 400 Black



PARADISE

HIDES

38-39



PAR 400 Taupe



PAR 400 Cream



PAR 400 Taupe

Pile 100 % Polyester **Specials** Power Loomed, Super Soft Polyester, Soft Touch, High Density, Cotton Backing **Total Height** ± 21 mm **Weight/sqm** ± 1.700 g
Sizes 200x290, 160x230, 120x170, 80x150 + round 160 x160, 120x120



PAR 400 Pastel Pink

PARADISE

HIDES

40-41



PAR 400 Terra



PAR 400 Pastel Pink

Pile 100 % Polyester **Specials** Power Loomed, Super Soft Polyester, Soft Touch, High Density, Cotton Backing **Total Height** ± 21 mm **Weight/sqm** ± 1.700 g
Sizes 200x290, 160x230, 120x170, 80x150 + round 160 x160, 120x120



LOF 200 Black



LOF 200 Beige



LOF 200 Graphite

LOFT HIDES

42-43



LOF 200 Taupe



LOF 200 Powder Pink



LOF 200 Silver




LOF 200 Graphite

Pile 100 % Polyester **Specials** Power Loomed, Super Soft Polyester, Soft Touch, High Density, Anti-Slip Backing, Machine Washable **Total Height** \pm 12 mm **Weight/sqm** \pm 1.000 g
Sizes 200x290, 160x230, 120x170, 80x300, 80x150

VELVET

LALEE

86-87



VEL 500 Beige



VEL 500 Graphite



VEL 500 Platin

Pile 100 % Polyester **Specials** Tufted, Super Soft Micro Polyester, Soft Touch, High Density, High Pile, Cotton Backing **Total Height** ± 30 mm **Weight/sqm** ± 4.000 g
Sizes 200x290, 160x230, 120x170, 80x150



VLU 400 Ivory



VLU 400 Taupe



VLU 400 Silver



min. Size 100x100 *max. Size 400x1500 *delivery Time max. 16-24 weeks | any desired custom size available

VELLUTO

LALEE

88-89



VLU 400 Silver



VLU 400 Graphite

Pile 100 % Polyester **Specials** Tufted, Super Soft Micro Polyester, Soft Touch, High Density, Cotton Backing **Total Height** \pm 21 mm **Weight/sqm** \pm 3.100 g
Sizes 200x290, 160x230, 120x170, 80x150



GLA 800 Ivory



GLA 800 Beige



GLA 800 Beige

GLAMOUR

LALEE


90-91



CARPET
MADE OF
100% RECYCLED
PET



GLA 800 Taupe



GLA 800 Silver



GLA 800 Graphite

Pile 100% Polyester **Specials** Tufted, Recycled Yarn (PET), Super Soft Polyester, Soft Touch,
High Density, Cotton Backing **Total Height** \pm 25 mm **Weight/sqm** \pm 2.100 g
Sizes 200x290, 160x230, 120x170, 80x150



COM 700 Ivory



COM 700 Beige



COM 700 Camel



*min. Size 100x100 *max. Size 400x1500 *delivery Time max. 16-24 weeks | any desired custom size available*


COMFY

LALEE

92-93



COM 700 Camel



COM 700 Silver



COM 700 Light Brown



COM 700 Black

Pile 100 % Polyester **Specials** Tufted, Soft Polyester, Soft Touch, High Density, Cotton Backing
Total Height \pm 20 mm Weight/sqm \pm 3.200 g
Sizes 200x290, 160x230, 120x170, 80x150



COM 800 Ivory



COM 800 Beige



COM 800 Camel

COMFY

LALEE

94-95



COM 800 Camel



COM 800 Silver




COM 800 Light Brown



COM 800 Black

Pile 100 % Polyester **Specials** Tufted, Soft Polyester, Soft Touch, High Density, Cotton Backing
Total Height \pm 20 mm Weight/sqm \pm 3.200 g
Shaped Carpet Size 160x230



TWI 600 Silver



TWI 600 Light Brown



TWI 600 Light Brown




*min. Size 100x100 *max. Size 400x1500 *delivery Time max. 16-24 weeks | any desired custom size available*

TWIST

LALÉE

96-97



TWI 600 Anthracite



TWI 600 Black

Pile 100 % Polyester **Specials** Tufted, Super Soft Polyester, Soft Touch, Shaggy High Pile, Cotton Backing **Total Height** ± 37 mm **Weight/sqm** ± 3.300 g
Sizes 200x290, 160x230, 120x170, 80x150



NAT 501 Nature



NAT 502 Nature



NAT 502 Nature

NATURE

98-99



NAT 503 Nature



NAT 504 Nature

Pile 100% Jute **Specials** Woven, Flatweave, Natural Fiber, Cotton Weft
Total Height \pm 13 mm Weight/sqm \pm 2.200 g
Sizes 200x290, 160x230, 120x170, 80x150



NAT 501 Nature



NAT 502 Nature



NAT 502 Nature

NATURE

LIGNE

100-101




NAT 503 Nature



NAT 504 Nature

Pile 100% Jute Specials Woven, Flatweave, Natural Fiber, Cotton Weft
Total Height \pm 13 mm Weight/sqm \pm 2.200 g
Size 100 x 100 round



DRE 500 Ivory



DRE 500 Beige



DRE 500 Ivory

DREAM

LIGNE

102-103



DRE 500 Champagner



DRE 500 Silver



DRE 500 Taupe




DRE 500 Lavender

Pile 100 % Polyester **Specials** Power Loomed, Super Soft Polyester, Soft Touch
High Pile, Jute Weft **Total Height** \pm 30 mm **Weight/sqm** \pm 2.700 g
Sizes 200x290, 160x230, 120x170, 80x150



TUN 400 Ivory



TUN 400 Beige



TUN 401 Ivory



TUN 401 Beige




TUN 401 Grey

TUNIS

LIGNE

104-105



TUN 400 Silver



TUN 402 Ivory



TUN 401 Grey



TUN 402 Silver

Pile 100 % Polyester **Specials** Power Loomed, Cut&Loop (3D Effect), Soft Polyester, Soft Touch, Handknotted Fringes, Jute Weft **Total Height** ± 10 mm **Weight/sqm** ± 1.800 g
Sizes 200x290, 160x230, 120x170, 80x150



HOME



DIA 901 Beige



DIA 901 Silver



DIA 903 Beige

DIAMOND

HOME

108-109



DIA 902 Beige



DIA 903 Beige



DIA 902 Silver



DIA 903 Silver

Pile 95 % Viscose, 5 % Acrylic **Specials** Power Loomed, Shrink Acrylic (3D Effect), Natural Fiber, Shiny Effects, Soft Touch, With Fringes, High Density, Cotton Weft **Total Height** ± 10 mm **Weight/sqm** ± 3.400 g
Sizes 200x290, 160x230, 120x170, 80x150



SOT 700 Ivory



SOT 700 Silver



SOT 700 Beige



SOT 700 Grey



SOT 700 Light Brown

SOFTTOUCH

HOME

110-111



SOT 700 Peach



SOT 700 Light Brown

Pile 100% PP Heatset Frisee **Specials** Power Loomed, Super Soft PP, High Filament Yarn, Soft Touch, High Density, Jute Weft **Total Height** \pm 23 mm **Weight/sqm** \pm 4.100 g
Sizes 200x290, 160x230, 120x170, 80x150



FEE 500 Beige



FEE 500 Beige-Silver



FEE 501 Beige



FEE 501 Beige-Silver



FEE 500 Beige-Silver

FEELING

HOME

112-113




FEE 500 Silver



FEE 502 Beige



FEE 501 Silver



FEE 502 Silver

Pile 100% PP Heatsset Frisee **Specials** Power Loomed, Super Soft PP, High Filament Yarn, Soft Touch, High Density, Jute Weft **Total Height** ± 16 mm **Weight/sqm** ± 3.400 g
Sizes 200x290, 160x230, 120x170, 80x150



PAN 700 Silver



PAN 700 Peach



PANDORA

HOME

114-115



PAN 700 Peach



PAN 700 Ivory



PAN 700 Beige

Specials Power Loomed, Cross-woven, Space Dyed Yarn, Soft Touch, Natural Fringes, High Density, Cotton Weft
Pile 100 % Polyester
Total Height ± 9 mm **Weight/sqm** ± 2.000 g
Sizes 200x290, 160x230, 120x170, 80x150



PIC 597 Multi



PIC 599 Multi



PIC 598 Multi



PIC 600 Blue



PIC 620 Multi

PICASSO

HOME

116-117



PIC 602 Multi



PIC 605 Multi



PIC 603 Multi



PIC 620 Multi

Pile 100% PP Heatset **Specials** Power Loomed, Cross-woven, Multi Colour (16 colours), High Density, Cotton Weft
Total Height ± 10 mm **Weight/sqm** ± 2.000 g
Sizes 240x290, 200x290, 160x230, 133x190, 80x150, 200x200 round, 133x133 round



DAY 701 Grey



DAY 704 Multi



DAY 705 Multi

DAYTONA

HOME

118-119



DAY 702 Grey



DAY 703 Grey



DAY 705 Multi



DAY 706 Multi

Pile 100 % Polyester
Specials Power Loomed, Cross-woven, Shrink Polyester (3D Effect), Space Dyed Yarn, Soft Touch, Natural Fringes, High Density, Cotton Weft **Total Height** ± 10 mm **Weight/sqm** ± 2.100 g
Sizes 200x290, 160x230, 120x170, 80x150



DAK 701 Red



DAK 702 Red



DAKAR

HOME

120-121



DAK 703 Red




DAK 703 Red



DAK 704 Red


Pile 100 % Polyester **Specials** Power Loomed, Cross-woven, Shrink Polyester (3D Effect), Space Dyed Yarn, Soft Touch, Natural Fringes, High Density, Cotton Weft **Total Height** \pm 10 mm **Weight/sqm** \pm 2.100 g
Sizes 200x290, 160x230, 120x170, 80x150




ELI 401 Beige



ELI 402 Ivory



ELI 401 Silver



ELI 402 Grey





ELI 401 Beige



ELI 404 Beige



ELI 404 Silver

Pile 80 % PP Heatset, 20 % Polyester **Specials** Power Loomed, Shrink Polyester (3D Effect), High Filament Yarn, Soft Touch, With Fringes, High Density, Cotton Weft **Total Height** \pm 11 mm **Weight/sqm** \pm 2,000 g **Sizes** 200x290, 160x230, 120x170, 80x150



ELI 405 Beige



ELI 405 Silver




ELI 406 Beige



ELI 406 Beige



ELI 407 Beige



ELI 406 Silver



ELI 407 Silver


Pile 80 % PP Heatset, 20 % Polyester **Specials** Power Loomed, Shrink Polyester (3D Effect), High Filament Yarn, Soft Touch, With Fringes, High Density, Cotton Weft **Total Height** ± 11 mm **Weight/sqm** ± 2,000 g **Sizes** 200x290, 160x230, 120x170, 80x150



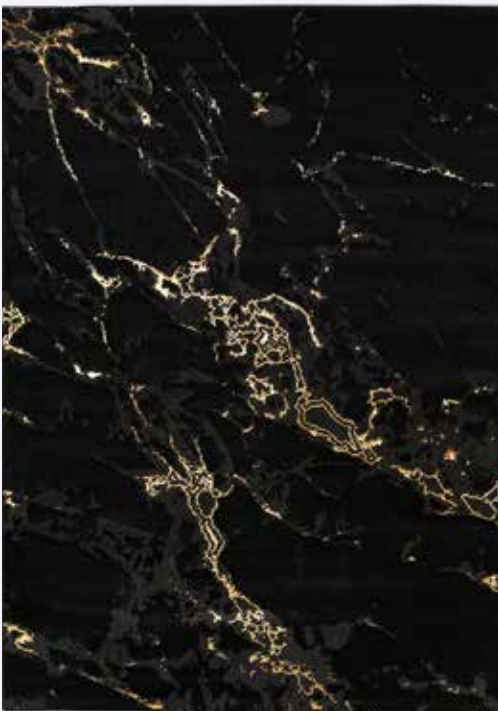
MAS 400 Silver*



MAS 400 Beige*



MAS 400 Gold*



MAS 400 Nero*




MAS 400 Nero

MARMARIS

HOME

126-127




MAS 402 Silver



MAS 405 Beige



MAS 402 Gold



MAS 405 Gold

Pile 70 % PP Heatset, 30 % Polyester **Specials** Power Loomed, Shrink Polyester (3D Effect), Special Shiny Polyester, Soft PP, High Density, Jute Weft **Total Height** ± 12 mm **Weight/sqm** ± 2.050 g
Sizes 200x290, 160x230, 120x170, 80x300, 80x150
***Special Size** 240x330



TRC 401 Beige



TRC 401 Silver-Beige




TRC 402 Silver

TRENDY CARVING

HOME

128-129



TRC 402 Silver



TRC 405 Silver



TRC 402 Beige-Silver



TRC 405 Beige-Silver


Pile 100 % PP Heatset Frisee **Specials** Power Loomed, Handcarved (3D Effect), Super Soft PP, High Filament Yarn, Soft Touch, High Density, Jute Weft **Total Height** \pm 12 mm **Weight/sqm** \pm 2.400 g
Sizes 200x290, 160x230, 120x170, 80x150



TOU 400 Ivory



TOU 400 Beige



TOUCH

HOME

130-131



TOU 400 Graphite



TOU 400 Silver



TOU 400 Graphite

Pile 70 % PP Heatset Frisee, 30 % Polyester **Specials** Power Loomed, Shrink Polyester (3D Effect), Super Soft PP, High Filament Yarn, Soft Touch, High Density, Jute Weft **Total Height** \pm 14 mm **Weight/sqm** \pm 2.100 g
Sizes 200x290, 160x230, 120x170, 80x150



TRU 400 Ivory*



TRU 400 Grey*



TRU 400 Beige*



TRU 400 Light Brown*



TRENDY UNI

HOME

132-133



TRU 400 Beige



TRU 400 Peach



TRU 400 Silver

Pile 100 % PP Heatset Frisee **Specials** Power Loomed, Super Soft PP, High Filament Yarn, Soft Touch, High Density, Jute Weft **Total Height** \pm 12 mm **Weight/sqm** \pm 2.400 g
Sizes 200x290, 160x230, 120x170, 80x150 ***Special Size** 240x330



LOT 301 Ivory



LOT 301 Beige



LOT 302 Ivory



LOT 302 Beige



LOT 303 Ivory

LOTUS
HOME
134-135



LOT 301 Silver



LOT 303 Ivory



LOT 302 Silver



LOT 303 Beige

Pile 100 % Polyester **Specials** Power Loomed, Shrink Polyester (3D Effect), Soft Polyester, Soft Touch, Jute Weft
Total Height ± 20 mm **Weight/sqm** ± 1.750 g
Sizes 200x290, 160x230, 120x170, 80x150



DAM 210 Light Taupe



DAM 210 Taupe



DAM 210 Graphite

DAMLA

HOME

136-137



DAM 210 Grey



DAM 210 Graphite

Pile 100 % Polyester **Specials** Power Loomed, Heat Printed (3D Effect), Soft Touch, With Fringes, Anti-Slip Backing, Machine Washable **Total Height** \pm 8 mm **Weight/sqm** \pm 1.100 g
Sizes 200x280, 160x220, 120x160, 80x280, 80x140



MIL 201 Silver-Beige



MIL 203 Silver-Beige



MIL 202 Silver-Beige



MIL 204 Silver-Beige



MILAS
HOME
138-139



MIL 202 Silver-Beige



MIL 205 Silver-Beige



MIL 206 Silver-Beige

Pile 100 % Polyester **Specials** Power Loomed, Shrink Polyester (3D Effect), Shiny Polyester, Soft Touch, Jute Weft **Total Height** \pm 11 mm **Weight/sqm** \pm 1.350 g
Sizes 200x290, 160x230, 120x170, 80x150



PER 110 Graphite



PER 110 Grey




PER 110 Grey




PER 100 Beige



PER 100 Powder Pink



PER 100 Grey



PER 100 Graphite

Pile 100 % Polyester **Specials** Power Loomed, Heat Printed (3D Effect), Soft Touch, With Fringes, Anti-Slip Backing, Machine Washable **Total Height** ± 7 mm **Weight/sqm** ± 900 g
Sizes 200x280, 160x220, 120x160, 80x280, 80x140



DUN 101 Red



DUN 101 Navy



DUN 101 Red

DUNYA
HOME
142-143



XXXX



DUN 102 Red



DUN 104 Ivory



DUN 103 Red



DUN 105 Multi

Pile 100 % Polyester **Specials** Power Loomed, Digital Printed, Anti-Slip Backing, Machine Washable
Total Height ± 6 mm **Weight/sqm** ± 1.050 g
Sizes 240x330, 200x290, 160x230, 120x170, 80x300, 80x150



LUN 101 Grey




LUN 103 Black



LUN 102 Black



LUN 104 Multi



LUN 104 Multi



LUN 105 Grey



LUN 107 Grey



LUN 106 Beige



LUN 107 Beige

Pile 100 % Polyester **Specials** Power Loomed, Digital Printed, Anti-Slip Backing, Machine Washable
Total Height \pm 6 mm Weight/sqm \pm 1.050 g
Sizes 60x180



IN-AND OUTDOOR



VIV 401 Ivory



VIV 401 Beige



VIV 402 Ivory



VIV 402 Beige



VIV 402 Beige

VIVA

IN- AND OUTDOOR

148-149



VIV 401 Silver



VIV 403 Beige



VIV 402 Silver




VIV 403 Silver

Pile 100 % PP Heatset Frisee **Specials** Power Loomed, Cut&Flat (3D Effect), Outdoor approved, Special Fibrilated Yarn **Total Height** ± 11 mm **Weight/sqm** ± 1.700 g
Sizes 200x290, 160x230, 120x170, 80x150



NOV 401 Silver



NOV 401 Grey



NOV 402 Beige

NOVA

IN- AND OUTDOOR

150-151



NOV 402 Beige



NOV 403 Silver



NOV 402 Grey



NOV 403 Grey

Pile 100 % PP Heatset Frisee **Specials** Power Loomed, Cut&Loop&Flat (3D Effect), Outdoor approved, Special Fibrilated Yarn **Total Height** ± 15/8 mm **Weight/sqm** ± 1.650 g
Sizes 200x290, 160x230, 120x170, 80x150



COT 301 Nature



COT 302 Nature



COT 302 Nature

COSTA IN- AND
OUTDOOR
152-153



COT 303 Nature



COT 305 Nature



COT 304 Nature



COT 306 Nature

Pile 100 % Polypropylene **Specials** Power Loomed, Flatweave, Outdoor approved, Sisal-Look, Special Fibrilated Yarn **Total Height** ± 9 mm **Weight/sqm** ± 1.650 g
Sizes 200x290, 160x230, 120x170, 80x150



CAP 303 Multi



CAP 304 Multi



CAP 306 Green

CAPRI

IN- AND OUTDOOR

154-155




CAP 305 Multi




CAP 306 Green

Pile 100 % Polypropylene **Specials** Power Loomed, Flatweave, Outdoor approved, Sisal-Look, Special Fibrilated Yarn **Total Height** \pm 7 mm **Weight/sqm** \pm 1.600 g
Sizes 240x330, 200x290, 160x230, 120x170, 80x150



SUM 301 Multi



SUM 302 Blue



SUM 302 Blue

SUMMER

IN- AND OUTDOOR


156-157



SUM 303 Green



SUM 305 Multi



SUM 304 Multi



SUM 306 Silver

Pile 75 % Polypropylene, 25 % Polyester **Specials** Power Loomed, Gobelin, Outdoor approved
Total Height ± 4 mm **Weight/sqm** ± 1.150 g
Sizes 200x290, 160x230, 120x170, 80x150



CAS 601 Taupe



CAS 602 Taupe



CAS 601 Silver



CAS 602 Black



CAS 603 Taupe

CASA

IN- AND OUTDOOR

158-159



CAS 603 Taupe



CAS 604 Taupe



CAS 603 Silver



CAS 604 Silver

Pile 100 % Polypropylene **Specials** Power Loomed, Flatweave, Outdoor approved, Sisal-Look, Special Fibrilated Yarn **Total Height** ± 5 mm **Weight/sqm** ± 1.200 g
Sizes 200x290, 160x230, 120x170, 80x150, 60x110



CAS 605 Ivory



CAS 606 Taupe



CAS 605 Grey



CAS 606 Silver



CAS 607 Silver

CASA

IN- AND OUTDOOR

160-161



CAS 607 Taupe



CAS 608 Taupe



CAS 607 Silver



CAS 608 Ivory

Pile 100 % Polypropylene **Specials** Power Loomed, Flatweave, Outdoor approved, Sisal-Look, Special Fibrilated Yarn **Total Height** ± 5 mm **Weight/sqm** ± 1.200 g
Sizes 200x290, 160x230, 120x170, 80x150, 60x110




KIDS



HAP 301 Silver



HAP 302 Silver



HAP 301 Silver

HAPPY

KIDS

164-165



HAP 303 Pink



HAP 305 Pink



HAP 304 Multi



HAP 306 Multi

Pile 100 % PP Heatset Frisee **Specials** Power Loomed, Handcarved (3D Effect), Super Soft PP, High Filament Yarn, Soft Touch, High Density, Jute Weft **Total Height** ± 15 mm **Weight/sqm** ± 2.450 g
Sizes 160x230, 120x170, 80x150



HAP 307 Multi



HAP 308 Silver




HAP 310 Silver

HAPPY

KIDS

166-167



HAP 309 Silver



HAP 310 Silver

Pile 100 % PP Heatset Frisee **Specials** Power Loomed, Handcarved (3D Effect), Super Soft PP, High Filament Yarn, Soft Touch, High Density, Jute Weft **Total Height** ± 15 mm **Weight/sqm** ± 2.450 g
Sizes 160x230, 120x170, 80x150



PIERRE
CARDIN



ELE 901 Silver



ELE 901 Gold



ELE 902 Silver

ELEGANCE

PIERRE CARDIN

168-171



ELE 902 Silver




ELE 903 Silver

Pile 50 % Acrylic, 50 % Viscose **Specials** Power Loomed, Natural Fiber, Shiny Effects, Soft Touch, Shrink Acrylic (3D Effect),
With Fringes, High Density, Cotton Weft **Total Height** \pm 8 mm **Weight/sqm** \pm 2.600 g
Sizes 200x290, 160x230, 120x170, 80x150



VER 901 Multi



VER 902 Terra




VER 902 Terra

VERSAILLES

PIERRE CARDIN


172-173




VER 901 Silver



VER 901 Blue




VER 902 Silver



VER 902 Blue

Pile 60% Viscose, 40% Acrylic **Specials** Power Loomed, Natural Fiber, Soft Touch, Shrink Acrylic (3D Effect),
With Fringes, High Density, Cotton Weft **Total Height** ± 7 mm **Weight/sqm** ± 2.650 g
Sizes 200x290, 160x230, 120x170, 80x150



ELY 901 Silver



ELY 902 Cream



ELY 902 Silver



ELY 902 Green



ELY 902 Cream

ELYSEE

PIERRE CARDIN

174-175



ELY 904 Blue



ELY 905 Onyx Green



ELY 904 Gold



ELY 905 Terra

Pile 65 % Acrylic, 35 % Lyocell (Tencel) **Specials** Power Loomed, Natural Fiber, Soft Touch, Shrink Acrylic (3D Effect), With Fringes, High Density, Cotton Weft **Total Height** ± 9 mm **Weight/sqm** ± 2.350 g
Sizes 240x330, 200x290, 160x230, 120x170, 80x150



GAR 900 Silver



GAR 900 Graphite



GAR 900 Ivory

GARNIER
PIERRE CARDIN
176-177



GAR 900 Ivory

Pile 50 % Viscose, 50 % Acrylic **Specials** Power Loomed, Natural Fiber, Shiny Effects, Soft Touch, Shrink Acrylic (3D Effect), With Fringes, High Density, Cotton Weft **Total Height** ± 9 mm **Weight/sqm** ± 2.600 g
Sizes 200x290, 160x230, 120x170, 80x150




VEN 700 Beige



VEN 701 Beige



VEN 700 Silver*



VEN 701 Silver



VENDOME

PIERRE CARDIN

178-179



VEN 700 Silver*



VEN 702 Beige



VEN 702 Silver

Pile 100% Acrylic **Specials** Power Loomed, Soft Touch Acrylic, Shrink Acrylic (3D Effect),
With Fringes, High Density, Cotton Weft **Total Height** ± 12 mm **Weight/sqm** ± 3.150 g
Sizes 200x290, 160x230, 80x300, 80x150 ***Special Size** 120x170 (VEN 700 Silver)



PLA 501 Beige



PLA 502 Beige



PLA 502 Beige

PALAIS

PIERRE CARDIN

180-181



PLA 503 Silver



PLA 504 Silver

Pile 100% Acrylic **Specials** Power Loomed, Soft Touch Acrylic, Shrink Acrylic (3D Effect), With Fringes, High Density, Cotton Weft **Total Height** ± 11 mm **Weight/sqm** ± 2.800 g
Sizes 200x290, 160x230, 120x170, 80x150



TRI 501 Silver



TRI 501 Beige



TRI 502 Beige

TRIOMPHE

PIERRE CARDIN

182-183



TRI 502 Silver



TRI 502 Beige

Pile 100 % Acrylic **Specials** Power Loomed, Soft Touch Acrylic, Shrink Acrylic (3D Effect), With Fringes, High Density, Cotton Weft **Total Height** ± 9 mm **Weight/sqm** ± 2.300 g
Sizes 200 x 290, 160 x 230, 80 x 300, 80 x 150



MON 501 Beige



MON 502 Beige



MON 501 Silver



MON 502 Silver



MONET

PIERRE CARDIN

184-185



MON 502 Silver



MON 503 Beige



MON 503 Silver

Pile 70 % PP Heatset, 30 % Polyester **Specials** Power Loomed, Shrink Polyester (3D Effect),
High Density, Jute Weft **Total Height** \pm 13 mm **Weight/sqm** \pm 2.900 g
Sizes 200x290, 160x230, 120x170, 80x150



LYO 501 Taupe



LYO 502 Taupe



LYO 501 Silver



LYO 502 Silver



LYO 504 Taupe

LYON
PIERRE CARDIN
186-187



LYO 503 Taupe



LYO 504 Taupe



LYO 503 Silver



LYO 504 Silver


Pile 80 % PP Heatset Frisee, 20 % Polyester **Specials** Power Loomed, Shrink Polyester (3D Effect), High Density, Jute Weft **Total Height** \pm 12 mm **Weight/sqm** \pm 2.350 g
Sizes 200x290, 160x230, 120x170, 80x150



PRS 502 Taupe



PRS 504 Taupe



PRS 502 Silver



PRS 504 Blue



PRS 502 Silver

PARIS

PIERRE CARDIN

188-189



PRS 503 Taupe



PRS 503 Silver



PRS 503 Beige



PRS 503 Blue

Pile 50 % Polyester, 50 % PP Heatset **Specials** Power Loomed, Shrink Polyester (3D Effect),
High Density, Jute Weft **Total Height** ± 11 mm **Weight/sqm** ± 2.300 g
Sizes 200x290, 160x230, 120x170, 80x150 + 502/504 extra in 280x370, 240x330